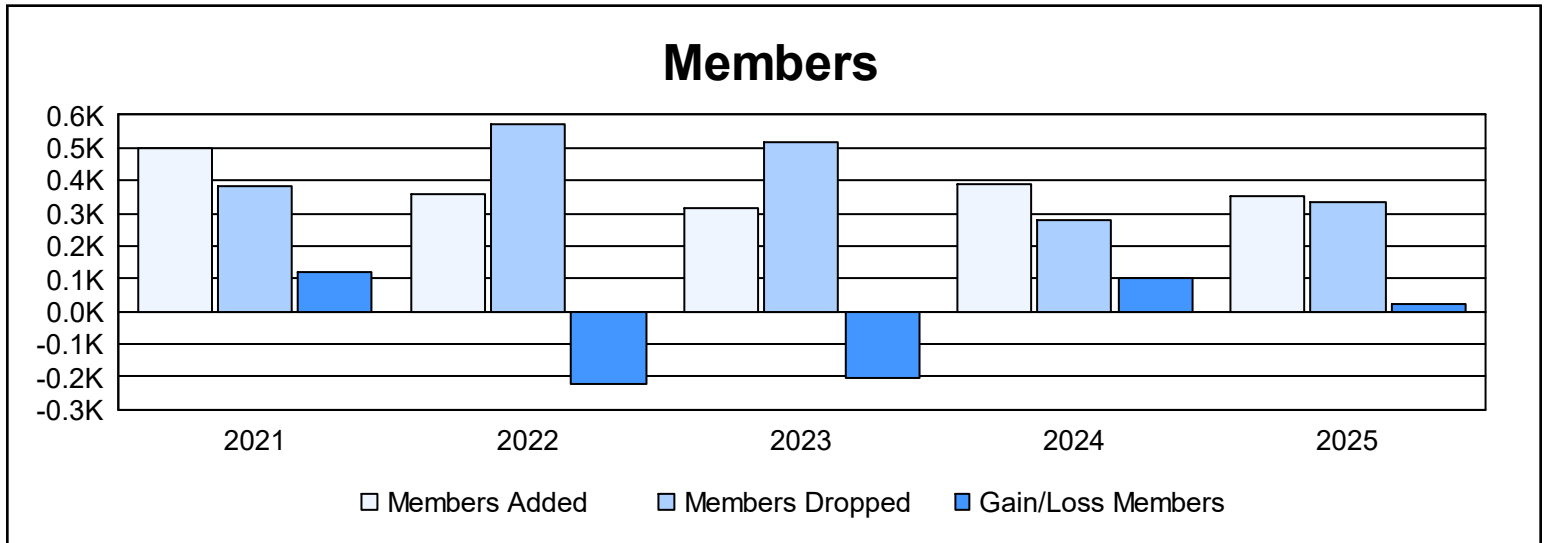
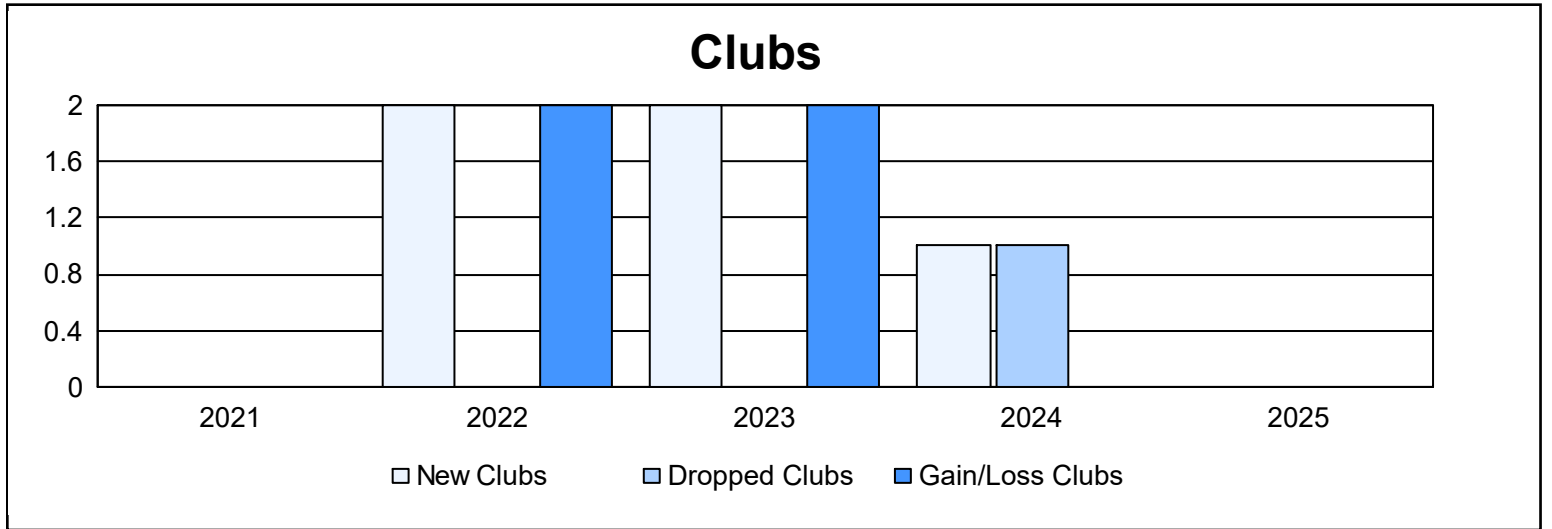
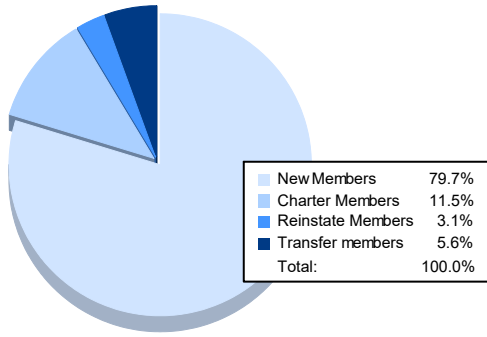


Year	New Clubs	Dropped Clubs	Gain/ Loss Clubs	New Members	Charter Members	Reinstate Members	Transfer Members	Total Member Added	Total Members Dropped	Gain/ Loss Members
2020-2021	0	0	0	464	4	16	16	500	381	119
2021-2022	2	0	2	223	79	28	26	356	575	-219
2022-2023	2	0	2	208	72	18	16	314	518	-204
2023-2024	1	1	0	303	37	32	14	386	282	104
2024-2025				283	41	11	20	355	334	21
<b>Average</b>	<b>1</b>	<b>0</b>	<b>1</b>	<b>296</b>	<b>47</b>	<b>21</b>	<b>18</b>	<b>382</b>	<b>418</b>	<b>-36</b>



### Membership Composition June 2025 Cumulative



### Gender Composition June 2025 Cumulative

